

**Students Feedback: Commerce Faculty :- 2019-20**

**R.R.Mehta college of Science and C.L.Parikh college of Commerce, Palanpur**

**❖ Classwise Samples:**

**B. Com      311 Samples**

**B.Sc.        318 Samples**

**❖ Attachment:      Feedback form**

**B. K. District Kelavani Mandal, Palanpur Managed**  
**R. R. MEHTA COLLEGE OF SCIENCE & C. L. PARIKH COLLEGE OF COMMERCE, PALANPUR**

**Question: 1 Students' Feedback on Course**

Name :

Faculty: Science / Commerce

Department :

Class/Years/Semester : \_\_\_\_\_

**1.1** Please rate the course on the following attributes using the 1 to 5 point scale shown.

નીચે આપેલા સંબંધિત અંકોનો ઉપયોગ કરીને અભ્યાસક્રમને ૧-૫ નું રેટિંગ આપો.

1. Excellent	2. Very Good	3. Good	4. Poor	5. Very Poor
No.	Particulars			Rating
1.1.1	Learning value (in terms of skills, concepts, knowledge, analytical abilities, or broadening perspectives) વિદ્યાનું મૂલ્ય (કૌશલ્ય, વિભાવનાઓ, જ્ઞાન, મૂલ્યાંકન ક્ષમતાઓ અથવા વિવિધ પાસાંઓને વિસ્તૃત કરવાના સંદર્ભમાં)			
1.1.2	Applicability/relevance to real life situations વાસ્તવિક જીવન પરિસ્થિતિઓમાં બંધબેસતું/ યોગ્યતા/ સાતત્યતા			
1.1.3	Depth of the course content વિષય વસ્તુની ઊંડાઈ			
1.1.4	Extent of coverage of course અભ્યાસને આવરવાની હદ/ વિસ્તાર			
1.1.5	Extent of effort required by students વિદ્યાર્થીઓના પ્રયાસની જરૂરિયાતની મર્યાદા/ વિસ્તાર			
1.1.6	Relevance/learning value of project/ report યોગ્યતા/ પ્રોજેક્ટ તથા રીપોર્ટની શિક્ષણમાં સાતત્યતા			
1.1.7	Overall rating એકદંરે મૂલ્યાંકન			

**1.2** Is the internal assessment system conducive to (tick in the relevant cell)

આંતરિક મૂલ્યાંકન પદ્ધતિ પરિણામલક્ષી છે? (યોગ્ય ખાનામાં ✓ કરો)

No.	Particulars	Highly	Appreciably	Moderately Poorly	Not at all
1.2.1	Understanding the course અભ્યાસની સમજૂતી				
1.2.2	Early discovery of difficulties (શરૂઆતમાં જ અભ્યાસલક્ષી મુશ્કેલીઓ)				
1.2.3	Interaction with the teacher શિક્ષક સાથે (અભ્યાસ હેતુ/ વાર્તાલાપ) ચર્ચા				
1.2.4	regular work નિયમિત કાર્ય				
1.2.5	continuous self-assessment સતત સ્વમૂલ્યાંકન				



## Question : 4 Student Feedback on Teachers (Overall Teachers Feedback)

Name of the Student: \_\_\_\_\_

Semester : \_\_\_\_\_ Roll No. \_\_\_\_\_

### Please tike mark shown Rating of the Teacher

Que No.	Particulars	Very good	Good	Satisfactory	Unsatisfactory
1	Knowledge base of the teacher (as perceived by you) અધ્યાપકોના જ્ઞાનનો આધાર/ પાયો (તમારા દૃષ્ટિકોણથી)				
2	Communication Skills (in terms of articulation and comprehensibility) સંચાર કોશલ્ય (રજૂઆત અને સ્પષ્ટતા)				
3	Sincerity / Commitment of the teacher અધ્યાપકની ગંભીરતા અને પ્રતિબદ્ધતા				
4	Interest generated by the teacher અધ્યાપક દ્વારા રસ જગાડવો				
5	Ability to integrate course material with environment/other issues, to provide a broader perspective વિશાળ પરિપેક્ષ્યમાં સમજાવવા હેતુ પર્યાવરણ અને/તથા બીજા અન્ય મુદ્દાઓ અભ્યાસ સાથે જોડવાની ક્ષમતા				
6	Ability to integrate content with other Courses અન્ય અભ્યાસો સાથે વિષયવસ્તુને જોડવાની ક્ષમતા				
7	Accessibility of the teacher in and out of the class (includes availability of the teacher to motivate further study and discussion outside class) વર્ગમાં કે વર્ગની બહાર શિક્ષકને સહલાઈથી મળવાની અનુકૂળતા (વિદ્યાર્થીઓને વર્ગની બહાર ચર્ચા માટે ઉપરાંત અભ્યાસ હેતુ આગળ પ્રેરણા આપવા માટે શિક્ષકની તત્પરતાનું મૂલ્યાંકન)				
8	Ability to design quizzes /tests /as signments / examinations and projects to evaluate students understanding of the Course. અભ્યાસને સમજવા માટે વિદ્યાર્થીઓને પ્રશ્નોત્તરી, પરીક્ષા, એસાઈમેન્ટ, પ્રોજેક્ટસ બનાવવાની ક્ષમતા				
9	Provision of sufficient time for feedback ફિડબેક માટે પૂરતા સમયની જોગવા				
10	Overall rating એકઠ્ઠે મૂલ્યાંકન				

Signature of the Student

**B. K. District Kelavani Mandal, Palanpur Managed**  
**R. R. MEHTA COLLEGE OF SCIENCE & C. L. PARIKH COLLEGE OF COMMERCE, PALANPUR**  
(Re-accredited at the "A" (CGPA: 3.01) Level by NAAC, 2014)

**Question: 3 Overall Rating of the Programme (tick in the relevant cell)**

Name:

Faculty: commerce / science

Department:

Semester: (-----)

√ mark in the relevant cell (योग्य ખાનામાં √ કરો)

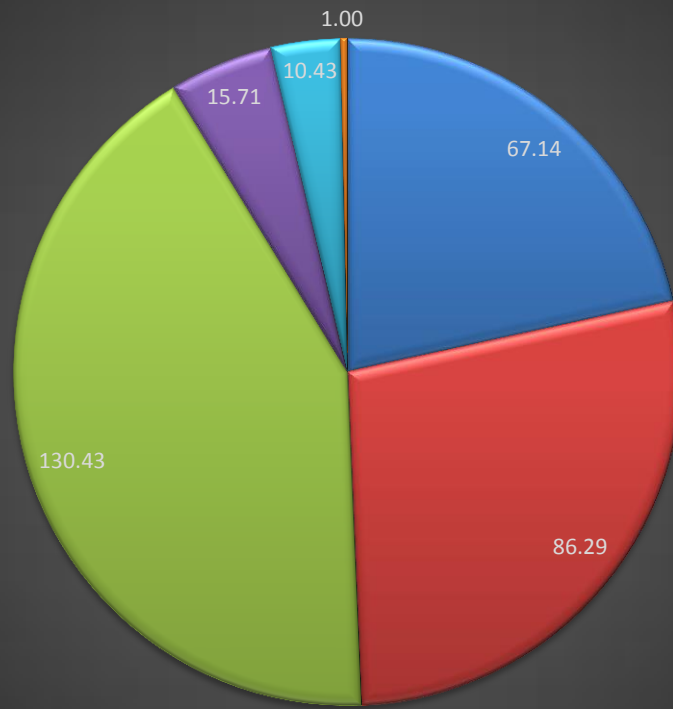
No.	Item	ખુબ સારો	સારો	એકંદર	નબળો	ખુબ નબળો
		Very good	Good	Average	Poor	Very poor
3.1	Academic content (શૈક્ષણિક સામગ્રી)					
3.2	Fairness of evaluation (મૂલ્યાંકનની પ્રમાણિકતા)					
3.3	Interaction with faculty (અધ્યાપકો સાથે વાર્તાલાપ/ ચર્ચા)					
3.4	Interaction with administration (સચાલકો સાથે વાર્તાલાપ/ ચર્ચા)					
3.5	Library facilities (ગ્રંથાલયની સગવડો)					
3.6	Computer facilities (કોમ્પ્યુટર સગવડો)					
3.7	Hostel facilities (છાત્રલયની સગવડો)					
3.8	Recreational facilities (મનોરંજનની સગવડો)					
3.9	Extra-curricular activities (શિક્ષણોત્તર પ્રવૃત્તિઓ)					
3.10	Sports facilities (રમતગમતની સગવડો)					

**R.R.Mehta college of Science and C.L.Parikh college of Commerce, Palanpur.**

**Feedback 2019-20: Commerce Faculty**

<b>Question : 1.1 Students' Feedback On Course (All Questions' Average )</b>		
<b>Grad</b>	<b>Grading By Students'</b>	<b>Remark</b>
Excellent	21.59	Received feedback on the course design prescribed by the University for science graduate level is moderate. 91.27 Students shown an average satisfaction on the curriculum as it is moderate for professional and employability prospects.
Very Good	27.74	
Good	41.94	
Poor	5.05	
Very Poor	3.35	
Not respond "0"	0.32	
<b>Question: 1.2 Students' Feedback On Course (All Questions' Average)</b>		
<b>Grad</b>	<b>Rating By Students'</b>	As received Feedback data 82.96% students given high rating that proved the constant internal monitoring of students' performance and career-oriented guidance on time by subject teachers enhanced their confidence and motivated them.
Highly	44.76	
Appreciably	38.20	
Moderately Poorly	8.75	
Not at all	6.17	
Not respond "0"	2.12	
<b>Question : 2 Students' Feedback on Teacher (All Questions' Average )</b>		
<b>All Teachers' Average</b>		<b>Remark</b>
<b>Grad</b>	<b>Rating By Students'</b>	Students are contented and displayed a distinctive figure of 80.83% on all teachers' performance. With a highly impressive 0% of discontentment.
Very Good	36.91	
Good	43.92	
Satisfactory	11.25	
Unsatisfactory	5.27	
Not respond "0"	2.64	
<b>Question : 3 Overall Rating (All Questions' Average )</b>		
<b>Grad</b>	<b>Grading By Students'</b>	<b>Remark</b> In terms of overall performance, 68.81% of students are highly satisfied with all types of facilities provided them by the college.
Very Good	30.35	
Good	38.46	
Average	5.66	
Poor	17.68	
Very Poor	4.73	
Not respond "0"	3.12	

### Question :1.1



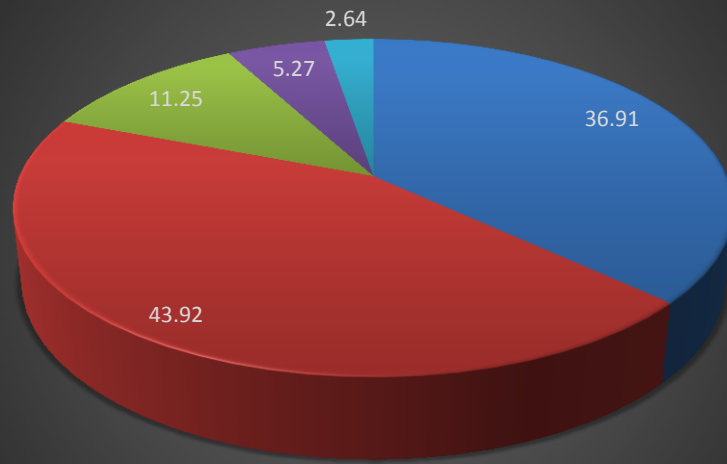
Excellent Very good Good Poor Very Poor Empty

### Question :1.2



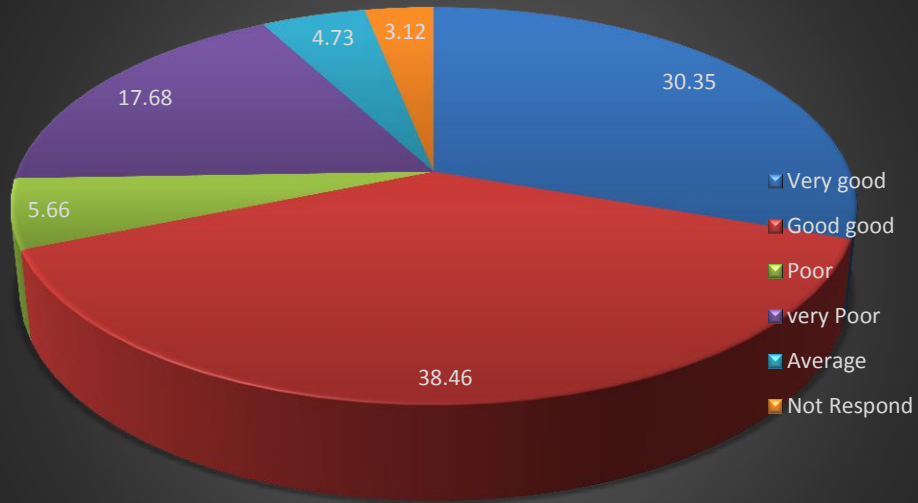
Appreciably Highly Moderatly poorly not at all Not responded

## Question 2



Very Good Good Satisfactory Unsatisfactory Not Responded

## Chart Title



Very good  
Good good  
Poor  
very Poor  
Average  
Not Respond



**R.R.Mehta college of Science and C.L.Parikh college of Commerce, Palanpur.**

**Feedback 2019-20: Science Faculty**

<b>Question : 1.1 Students' Feedback On Course (All Questions' Average )</b>		
<b>Grad</b>	<b>Grading By Students'</b>	<b>Remark</b>
Excellent	22.69	Received feedback on the course design prescribed by the University for science graduate level is moderate. 92.86 Students shown an average satisfaction on the curriculum as it is moderate for professional and employability prospects.
Very Good	29.20	
Good	40.97	
Poor	4.09	
Very Poor	2.02	
"0"	1.03	
<b>Question: 1.2 Students' Feedback On Course (All Questions' Average )</b>		
<b>Grad</b>	<b>Rating By Students'</b>	As received Feedback data 85.16% students given high rating that proved the constant internal monitoring of students' performance and career-oriented guidance on time by subject teachers enhanced their confidence and motivated them.
Highly	44.15	
Appreciably	41.01	
Moderately Poorly	7.55	
Not at all	3.71	
"0"	3.58	
<b>Question : 2 Students' Feedback on Teacher (All Questions' Average )</b>		
<b>All Teachers' Average</b>		<b>Remark</b>
<b>Grad</b>	<b>Rating By Students'</b>	With a highly impressive 0% discontent on all teachers' performance, students are content and displayed a distinctive figure of 82.17% on all teachers' performance.
Very Good	41.57	
Good	40.60	
Satisfactory	11.32	
Unsatisfactory	3.11	
Not responding "0"	3.40	
<b>Question : 3 Overall Rating (All Questions' Average )</b>		<b>Remark</b>
<b>Grad</b>	<b>Grading By Students'</b>	In terms of overall performance more than 75.16 percent of students are highly satisfied with all facilities provided by college. It is same as last year.
Very Good	45.91	
Good	29.25	
Average	13.52	
Poor	2.83	
Very Poor	4.40	
Not responding "0"	4.09	

## **Conclusion of Online feedback: -**

Analyzing the data of online feedback taken for 2019-20, the following findings are obtained.

Feedback taken this year as every year seems to be completely satisfied with the expectations placed by the students from the college.